

## Quartzo Horizon Small

REFERENCE CT3466/2

### DESCRIPTION

From the heart of the earth, Quartzo rises, unyielding, luminous. Shaped by the weight of glaciers, bathed in primordial oceans, and kissed by the first light of the sun, Quartzo has listened to the murmurs of the wind through endless canyons and felt the rhythmic tremors of the planet's heartbeat. Each ripple and inclusion within its form holds the echoes of ancient mountains, the slow carving of the rivers and the sky stretching endlessly above. Its crystalline form is a window into endless possibility, a reminder that time does not end, it only transforms. Refracting, deep within its luminous heart, the past, the present, and the future entwine. A keeper of memories, a storyteller of the land, the silent witness to the Earth's unfolding tale, Quartzo.

**Finish shown here** Metal FP/PB | Glass 10

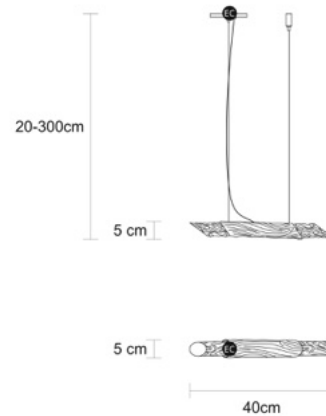
### Designed and produced by hand in Portugal.

Serip reserves the right to make changes or improvements at any time it deems useful to guarantee the highest quality standards for its products.

### Hand-finished, some variations may occur.

All the glass models are designed by Serip and exclusively handmade produced, establishing a unique and prestigious feature of the glass handwork art. For this reason, there is the possibility of variation in measures, weight, colour and shape represented.

### TECHNICAL DRAWING





SERIP

## TECHNICAL SPECIFICATIONS

### MEASUREMENTS

#### FIXTURE SIZE & WEIGHT

**Diameter** 5.00cm / 2.00in

**Lenght** 40.00cm / 16.00in

**OAH Overall Heigth Min** 20.00cm / 8.00in

**OAH Overall Heigth Max** 300.00cm / 118.00in

**Weight** 3.00kg / 7.00lb

#### PACKAGE SIZE & WEIGHT

**(m)Package 1/2** 0.55m x 0.35m x 0.35m  
=0.06CBM

### ELECTRIC FEATURE

**Installation** Ceilling

**IP degree** IP20

**220-240V 50Hz-60Hz**

**Max Power Consumption** 4W

**Light Sources**

2 x LED module 1,5W

#### Included Sources

**Light Sources**

2 x LED module 1,5W

**Lumens** 440lm

**Kelvin** 3000

**CRI** 80

**Dimming system** Not dimmable

#### Optional Sources

**Light Sources**

2 x LED module 1,5W

**Lumens** 418lm

**Kelvin** 2700

**CRI** 80

**Dimming system** Not dimmable

**110-120V 50Hz-60hZ**

**Max Power Consumption** 4W

**Light Sources**

2 x LED module 1,5W

#### Included Sources

**Light Sources**

2 x LED module 1,5W

**Lumens** 440lm

**Kelvin** 3000

**CRI** 80

**Dimming system** Not dimmable

#### Optional Sources

**Light Sources**

2 x LED module 1,5W

**Lumens** 418lm

**Kelvin** 2700

**CRI** 80

**Dimming system** Not dimmable

### ENERGY RATING



**3000K**



**2700K**

### CERTIFICATIONS



### CARE INSTRUCTIONS

Due to the nature of our exquisite hand applied finishes, wipe clean with a soft, dry cloth or static duster must be used to clean the fixture.

Always avoid the use of harsh chemicals or abrasive cleaners as they may cause damage to the fixture's finish.

Cleaning is limited to the outer surfaces, shades or glass. It is important to ensure that no moisture enters the terminal compartment or reaches any live parts.

As our products are subject to technical modifications, we cannot guarantee, that all information is always up to date. Please contact our [technical department](#) with any queries.

SERIP

## OPTIONAL FINISHES

### METAL FINISHES



Black (PR)



Copper (CO)



Gold (FO)



Gold/White  
Patina  
(FO/PB)



Lead (CH)



Palladium (PL)



Rose Gold  
(RO)



Silver (FP)



Silver/White  
Patina (FP/PB)



Talha (TA)

### GLASS FINISHES



Clear (10)

SERIP

## Quartzo Horizon Medium

REFERENCE CT3467/2

### DESCRIPTION

From the heart of the earth, Quartzo rises, unyielding, luminous. Shaped by the weight of glaciers, bathed in primordial oceans, and kissed by the first light of the sun, Quartzo has listened to the murmurs of the wind through endless canyons and felt the rhythmic tremors of the planet's heartbeat. Each ripple and inclusion within its form holds the echoes of ancient mountains, the slow carving of the rivers and the sky stretching endlessly above. Its crystalline form is a window into endless possibility, a reminder that time does not end, it only transforms. Refracting, deep within its luminous heart, the past, the present, and the future entwine. A keeper of memories, a storyteller of the land, the silent witness to the Earth's unfolding tale, Quartzo.

**Finish shown here** Metal FP/PB | Glass 10

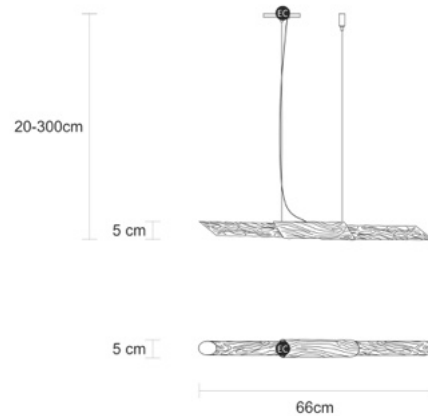
### Designed and produced by hand in Portugal.

Serip reserves the right to make changes or improvements at any time it deems useful to guarantee the highest quality standards for its products.

### Hand-finished, some variations may occur.

All the glass models are designed by Serip and exclusively handmade produced, establishing a unique and prestigious feature of the glass handwork art. For this reason, there is the possibility of variation in measures, weight, colour and shape represented.

### TECHNICAL DRAWING





SERIP

# TECHNICAL SPECIFICATIONS

## MEASUREMENTS

### FIXTURE SIZE & WEIGHT

**Diameter** 5.00cm / 2.00in

**Length** 66.00cm / 26.00in

**OAH Overall Height Min** 20.00cm / 8.00in

**OAH Overall Height Max** 300.00cm / 118.00in

**Weight** 3.50kg / 8.00lb

### PACKAGE SIZE & WEIGHT

**(m)Package 1/2** 0.55m x 0.35m x 0.35m  
=0.06CBM

## ELECTRIC FEATURE

**Installation** Ceiling

**IP degree** IP20

**220-240V 50Hz-60Hz**

**Max Power Consumption** 4W

**Light Sources**

2 x LED module 1,5W

### Included Sources

**Light Sources**

2 x LED module 1,5W

**Lumens** 440lm

**Kelvin** 3000

**CRI** 80

**Dimming system** Not dimmable

### Optional Sources

**Light Sources**

2 x LED module 1,5W

**Lumens** 418lm

**Kelvin** 2700

**CRI** 80

**Dimming system** Not dimmable

**110-120V 50Hz-60Hz**

**Max Power Consumption** 4W

**Light Sources**

2 x LED module 1,5W

### Included Sources

**Light Sources**

2 x LED module 1,5W

**Lumens** 440lm

**Kelvin** 3000

**CRI** 80

**Dimming system** Not dimmable

### Optional Sources

**Light Sources**

2 x LED module 1,5W

**Lumens** 418lm

**Kelvin** 2700

**CRI** 80

## ENERGY RATING



**3000K**



**2700K**

## CERTIFICATIONS



## CARE INSTRUCTIONS

Due to the nature of our exquisite hand applied finishes, wipe clean with a soft, dry cloth or static duster must be used to clean the fixture.

Always avoid the use of harsh chemicals or abrasive cleaners as they may cause damage to the fixture's finish.

Cleaning is limited to the outer surfaces, shades or glass. It is important to ensure that no moisture enters the terminal compartment or reaches any live parts.

As our products are subject to technical modifications, we cannot guarantee, that all information is always up to date. Please contact our [technical department](#) with any queries.

SERIP

## OPTIONAL FINISHES

### METAL FINISHES



Talha (TA)



Silver/White  
Patina (FP/PB)



Silver (FP)



Rose Gold  
(RO)



Palladium (PL)



Lead (CH)



Gold/White  
Patina  
(FO/PB)



Gold (FO)



Copper (CO)



Black (PR)

### GLASS FINISHES



Clear (10)

SERIP

## Quartzo Horizon Large

REFERENCE CT3468/2

### DESCRIPTION

From the heart of the earth, Quartzo rises, unyielding, luminous. Shaped by the weight of glaciers, bathed in primordial oceans, and kissed by the first light of the sun, Quartzo has listened to the murmurs of the wind through endless canyons and felt the rhythmic tremors of the planet's heartbeat. Each ripple and inclusion within its form holds the echoes of ancient mountains, the slow carving of the rivers and the sky stretching endlessly above. Its crystalline form is a window into endless possibility, a reminder that time does not end, it only transforms. Refracting, deep within its luminous heart, the past, the present, and the future entwine. A keeper of memories, a storyteller of the land, the silent witness to the Earth's unfolding tale, Quartzo.

**Finish shown here** Metal FP/PB | Glass 10

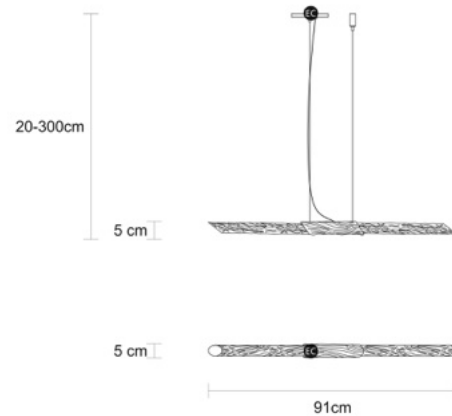
### Designed and produced by hand in Portugal.


Serip reserves the right to make changes or improvements at any time it deems useful to guarantee the highest quality standards for its products.

### Hand-finished, some variations may occur.

All the glass models are designed by Serip and exclusively handmade produced, establishing a unique and prestigious feature of the glass handwork art. For this reason, there is the possibility of variation in measures, weight, colour and shape represented.

### TECHNICAL DRAWING





SERIP

## TECHNICAL SPECIFICATIONS

### MEASUREMENTS

#### FIXTURE SIZE & WEIGHT

**Diameter** 5.00cm / 2.00in

**Lenght** 91.00cm / 36.00in

**OAH Overall Heigth Min** 20.00cm / 8.00in

**OAH Overall Heigth Max** 300.00cm / 118.00in

**Weight** 5.00kg / 11.00lb

#### PACKAGE SIZE & WEIGHT

**(m)Package 1/2** 0.80m x 0.35m x 0.35m  
=0.09CBM

### ELECTRIC FEATURE

**Installation** Ceilling

**IP degree** IP20

**220-240V 50Hz-60Hz**

**Max Power Consumption** 4W

**Light Sources**

2 x LED module 1,5W

#### Included Sources

**Light Sources**

2 x LED module 1,5W

**Lumens** 440lm

**Kelvin** 3000

**CRI** 80

**Dimming system** Not dimmable

#### Optional Sources

**Light Sources**

2 x LED module 1,5W

**Lumens** 418lm

**Kelvin** 2700

**CRI** 80

**Dimming system** Not dimmable

**110-120V 50Hz-60hZ**

**Max Power Consumption** 4W

**Light Sources**

2 x LED module 1,5W

#### Included Sources

**Light Sources**

2 x LED module 1,5W

**Lumens** 440lm

**Kelvin** 3000

**CRI** 80

**Dimming system** Not dimmable

#### Optional Sources

**Light Sources**

2 x LED module 1,5W

**Lumens** 418lm

**Kelvin** 2700

**CRI** 80

**Dimming system** Not dimmable

### ENERGY RATING



**3000K**



**2700K**

### CERTIFICATIONS



### CARE INSTRUCTIONS

Due to the nature of our exquisite hand applied finishes, wipe clean with a soft, dry cloth or static duster must be used to clean the fixture.

Always avoid the use of harsh chemicals or abrasive cleaners as they may cause damage to the fixture's finish.

Cleaning is limited to the outer surfaces, shades or glass. It is important to ensure that no moisture enters the terminal compartment or reaches any live parts.

As our products are subject to technical modifications, we cannot guarantee, that all information is always up to date. Please contact our [technical department](#) with any queries.

SERIP

## OPTIONAL FINISHES

### METAL FINISHES



Talha (TA)



Silver/White  
Patina (FP/PB)



Silver (FP)



Rose Gold  
(RO)



Palladium (PL)



Lead (CH)



Gold/White  
Patina  
(FO/PB)



Gold (FO)



Copper (CO)



Black (PR)

### GLASS FINISHES



Clear (10)

SERIP

## Quartzo Horizon Extra Large

REFERENCE CT3469/2

### DESCRIPTION

From the heart of the earth, Quartzo rises, unyielding, luminous. Shaped by the weight of glaciers, bathed in primordial oceans, and kissed by the first light of the sun, Quartzo has listened to the murmurs of the wind through endless canyons and felt the rhythmic tremors of the planet's heartbeat. Each ripple and inclusion within its form holds the echoes of ancient mountains, the slow carving of the rivers and the sky stretching endlessly above. Its crystalline form is a window into endless possibility, a reminder that time does not end, it only transforms. Refracting, deep within its luminous heart, the past, the present, and the future entwine. A keeper of memories, a storyteller of the land, the silent witness to the Earth's unfolding tale, Quartzo.

**Finish shown here** Metal FP/PB | Glass 10

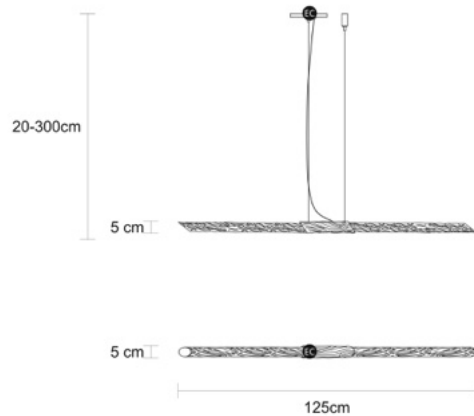
### Designed and produced by hand in Portugal.

Serip reserves the right to make changes or improvements at any time it deems useful to guarantee the highest quality standards for its products.

### Hand-finished, some variations may occur.

All the glass models are designed by Serip and exclusively handmade produced, establishing a unique and prestigious feature of the glass handwork art. For this reason, there is the possibility of variation in measures, weight, colour and shape represented.

### TECHNICAL DRAWING





SERIP

## TECHNICAL SPECIFICATIONS

### MEASUREMENTS

#### FIXTURE SIZE & WEIGHT

**Diameter** 5.00cm / 2.00in

**Lenght** 125.00cm / 49.00in

**OAH Overall Heigth Min** 20.00cm / 8.00in

**OAH Overall Heigth Max** 300.00cm / 118.00in

**Weight** 6.00kg / 13.00lb

#### PACKAGE SIZE & WEIGHT

**(m)Package 1/2** 0.80m x 0.35m x 0.35m  
=0.09CBM

### ELECTRIC FEATURE

**Installation** Ceiling

**IP degree** IP20

**220-240V 50Hz-60Hz**

**Max Power Consumption** 4W

**Light Sources**

2 x LED module 1,5W

#### Included Sources

**Light Sources**

2 x LED module 1,5W

**Lumens** 440lm

**Kelvin** 3000

**CRI** 80

**Dimming system** Not dimmable

#### Optional Sources

**Light Sources**

2 x LED module 1,5W

**Lumens** 418lm

**Kelvin** 2700

**CRI** 80

**Dimming system** Not dimmable

**110-120V 50Hz-60hZ**

**Max Power Consumption** 4W

**Light Sources**

2 x LED module 1,5W

#### Included Sources

**Light Sources**

2 x LED module 1,5W

**Lumens** 440lm

**Kelvin** 3000

**CRI** 80

**Dimming system** Not dimmable

#### Optional Sources

**Light Sources**

2 x LED module 1,5W

**Lumens** 418lm

**Kelvin** 2700

**CRI** 80

**Dimming system** Not dimmable

### ENERGY RATING



**3000K**



**2700K**

### CERTIFICATIONS



### CARE INSTRUCTIONS

Due to the nature of our exquisite hand applied finishes, wipe clean with a soft, dry cloth or static duster must be used to clean the fixture.

Always avoid the use of harsh chemicals or abrasive cleaners as they may cause damage to the fixture's finish.

Cleaning is limited to the outer surfaces, shades or glass. It is important to ensure that no moisture enters the terminal compartment or reaches any live parts.

As our products are subject to technical modifications, we cannot guarantee, that all information is always up to date. Please contact our [technical department](#) with any queries.

SERIP

## OPTIONAL FINISHES

### METAL FINISHES



Talha (TA)



Silver/White  
Patina (FP/PB)



Silver (FP)



Rose Gold  
(RO)



Palladium (PL)



Lead (CH)



Gold/White  
Patina  
(FO/PB)



Gold (FO)



Copper (CO)



Black (PR)

### GLASS FINISHES



Clear (10)

SERIP